



ANSAL BUILDWELL LTD.

(AN ISO 9001:2008 CERTIFIED COMPANY)

REGD. OFF. : 118, Upper First Floor, Prakash Deep Building, 7, Tolstoy Marg, New Delhi-110 001
Ph. : +91-11-23353051, 23353052, Fax : +91-11-23310639, 23359550
E-mail : info@ansalabi.com, Website : www.ansalabi.com




Unaudited Financial Results (Provisional) For the Three Months Ended 30th SEP 2012

		(Rs. In Lakhs)					
S.No	Particulars	Three Month Ended	Corresponding Three Month Ended	Preceding 3 Month Ended as on	Year to Date Figure for the current period as on	Year to Date Figure for the Previous period as on	Previous Accounting Year Ended
		30.09.2012	30.09.2011	30.06.2012	30.09.2012	30.09.2011	31.03.2012
		Unaudited	Unaudited	Unaudited	Unaudited	Unaudited	Audited
PART-I							
1	Net Sales/ Income from Operations	2,379.08	3,044.97	2,269.47	4,648.55	6,050.90	10,771.09
2	Other Income	36.92	39.55	33.17	70.09	79.51	248.17
	Total	2,416.00	3,084.52	2,302.64	4,718.64	6,130.41	11,019.26
3	Total Expenditure						
	(a) Cost Of Construction & Cost of Raw Material	1,266.53	2,038.55	1,266.91	2,533.44	4,212.66	6,941.09
	(b) Staff Cost	270.60	268.12	273.85	544.45	485.25	922.40
	(c) Other Expenditure	187.92	118.17	180.36	368.28	302.35	708.25
	Total	1,725.05	2,424.84	1,721.12	3,446.17	5,000.26	8,571.74
4	Interest	157.32	155.20	97.94	255.26	307.59	651.44
5	Depreciation	36.38	29.23	34.16	70.54	55.45	118.11
6	Profit/ (Loss) before Tax (1+2-3-4-5)	497.25	475.25	449.42	946.67	767.11	1,677.97
7	Provision for Taxation - Current Tax	100.90	168.12	143.74	244.64	255.68	573.73
	- Deferred Tax	(3.55)	(12.36)	-	(3.55)	(12.36)	(9.69)
8	Profit/ (Loss) after Tax before Prior Period Items	399.90	319.49	305.68	705.58	523.79	1,113.93
9	Prior Period Items						
	- Tax Adjustment for Earlier Years	-	-	-	-	-	36.08
	- Prior Period Items	-	-	-	-	-	0.68
10	Profit/ (Loss) after Tax and Prior Period Items	399.90	319.49	305.68	705.58	523.79	1,077.17
11	Amount of Profit Capitalised	-	-	-	-	-	-
12	Profit After Tax and Amount Capitalised	399.90	319.49	305.68	705.58	523.79	1,077.17
13	Paid-up Equity Share Capital (Face Value of Rs. 10/- Each)	738.38	738.38	738.38	738.38	738.38	738.38
14	Reserve Excluding Revaluation Reserve						5,962.74
15	Basic and Diluted EPS for the year (Rs.)	5.42	4.33	4.14	9.56	7.09	14.59
PART-II							
Select Information for the Quarter Ended Sep 30,2012							
A. Particulars of Share Holding							
1	Public Share Holding						
	-No. of shares	3335664	3335664	3335664	3336164	3336164	3336164
	-Percentage of shareholding	45.18	45.18	45.18	45.18	45.18	45.18
2	Promoters and Promoter group shareholding						
	a) Pledged/Encumbered	0	0	0	0	0	0
	- Number of shares	0	0	0	0	0	0
	- Percentage of shares (as a % of the total shareholding of promoter and promoter group)	0	0	0	0	0	0
	- Percentage of shares (as a % of the total share capital of the Company)	0	0	0	0	0	0
	b) Non-encumbered	4048179	4047679	4048179	4048179	4047679	4047679
	- Number of shares	4048179	4047679	4048179	4048179	4047679	4047679
	- Percentage of shares (as a % of the total shareholding of promoter and promoter group)	100	100	100	100	100	100
	- Percentage of shares (as a % of the total share capital of the Company)	54.82	54.82	54.82	54.82	54.82	54.82
B. Investor Complaints							

[Signature]






ANSAL BUILDWELL LTD.

(AN ISO 9001:2008 CERTIFIED COMPANY)

REGD. OFF. : 118, Upper First Floor, Prakash Deep Building, 7, Tolstoy Marg, New Delhi-110 001
Ph. : +91-11-23353051, 23353052, Fax : +91-11-23310639, 23359550
E-mail : info@ansalabi.com, Website : www.ansalabi.com



S.No	Particulars	Three Month Ended	Corresponding Three Month Ended	Preceding 3 Month Ended as on	Year to Date Figure for the current period as on	Year to Date Figure for the Previous period as on	Previous Accounting Year Ended
		30.09.2012	30.09.2011	30.06.2012	30.09.2012	30.09.2011	31.03.2012
		Unaudited	Unaudited	Unaudited	Unaudited	Unaudited	Audited
	Particulars						At the end of Quarter
	Pending at the beginning of the Quarter						Nil
	Received During the Quarter						Nil
	Disposed off during the Quarter						Nil
	Remaining Unresolved at the end of the Quarter						Nil

Notes:

- 1 Previous year Figures have been regrouped wherever necessary.
- 2 The Above Unaudited Financial Results have been reviewed by the Audit Committee and approved by the Board of Directors at their meeting held on 9th November 2012.
- 3 Having regard to the integrated nature of the Real Estate Development/ Construction business of the company, the requirement of Segment Reporting pursuant to AS-17 is not applicable.

For and on Behalf of the Board

(GOPAL ANSAL)
Chairman Cum Managing Director


Place :- New Delhi
Date :- 9.11.2012



ANSAL BUILDWELL LTD.

(AN ISO 9001:2008 CERTIFIED COMPANY)

REGD. OFF. : 118, Upper First Floor, Prakash Deep Building, 7, Tolstoy Marg, New Delhi-110 001
Ph. : +91-11-23353051, 23353052, Fax : +91-11-23310639, 23359550
E-mail : info@ansalabi.com, Website : www.ansalabi.com



ANSAL BUILDWELL LIMITED BALANCE SHEET AS AT 30.9.2012

Particulars	As at	As at
	30.9.2012	31.03.2012
	(₹)	(₹)
	(Unaudited)	(Audited)
EQUITY AND LIABILITIES		
Shareholders' Funds		
(a) Share Capital	73,838,430	73,838,430
(b) Reserves and Surplus	666,832,049	596,273,984
Non-Current Liabilities		
(a) Long-term Borrowings	141,515,478	158,789,091
(b) Deferred Tax Liabilities (Net)	-	-
(b) Other Long-term Liabilities	59,806,833	58,800,663
(c) Long-term Provisions	24,876,809	24,750,000
Current Liabilities		
(a) Short-term Borrowings	342,026,034	186,543,561
(b) Trade Payables	86,250,602	148,080,660
(c) Other Current Liabilities	1,518,549,440	1,563,801,381
(d) Short-term Provisions	13,215,418	54,585,434
TOTAL	2,926,911,093	2,865,463,204
ASSETS		
Non-Current Assets		
(a) Fixed Assets		
(i) Tangible Assets	76,294,938	82,247,964
(ii) Intangible Assets	787,882	1,050,509
(iii) Capital Work-in-Progress	-	-
(iv) Intangible Assets under Development	-	-
(b) Non-Current Investments	115,329,303	115,329,303
(c) Deferred Tax Assets (Net)	15,104,986	14,750,464
(d) Long-term Loans and Advances	90,012,306	84,126,286
Current Assets		
(a) Inventories	1,573,051,888	1,554,725,109
(b) Trade Receivables	100,463,384	98,118,010
(c) Cash and Cash Equivalents	30,764,178	27,571,452
(d) Short-term Loans and Advances	906,363,719	868,805,598
(e) Other Current Assets	18,738,509	18,738,509
TOTAL	2,926,911,093	2,865,463,204

[Handwritten signature]

**ansal
BUILDWELL**