


ANSAL BUILDWELL LTD.

(AN ISO 9001:2008 CERTIFIED COMPANY)

REGD. OFF. : 118, Upper First Floor, Prakash Deep Building, 7, Tolstoy Marg, New Delhi-110 001
 Ph. : +91-11-23353051, 23353052, Fax : +91-11-23310639, 23359550
 E-mail : info@ansalabl.com, Website : www.ansalabl.com
 CIN : L45201DL1983PLC017225



UNAUDITED FINANCIAL RESULTS (PROVISIONAL) FOR THE QUARTER & SIX MONTHS ENDED 30TH SEPTEMBER 2015

(Rs. In Lac)

Part-I		Quarter Ended			Half Year Ended		Year Ended
S.No.	Particulars	Three Months Ended	Corresponding Three Months Ended	Preceding Three Months Ended	Year to date Figure for the Current period as on	Year to date Figure for the Previous period as on	Previous Accounting year ended
		30.09.2015	30.09.2014	30.06.2015	30.09.2015	30.09.2014	31.03.2015
		Unaudited	Unaudited	Unaudited	Unaudited	Unaudited	Audited
1	Net Sales/ Income from Operations	1,101.35	1,866.61	4,619.86	5,721.21	4,787.31	9,959.75
2	Other Income	130.56	36.60	41.39	171.95	62.17	149.83
	Total	1,231.91	1,903.21	4,661.25	5,893.16	4,849.48	10,109.58
3	Total Expenditure						
	(a) Cost Of Construction & Cost of Raw Material	450.74	938.85	1,836.34	2,287.08	2,689.66	5,854.16
	(b) Staff Cost	332.82	293.77	429.96	762.78	617.41	1,266.41
	(c) Other Expenditure	238.28	116.18	139.27	377.55	331.36	956.63
	Total	1,021.84	1,348.80	2,405.57	3,427.41	3,638.43	8,077.20
4	Interest	153.70	196.51	236.09	389.79	353.93	489.01
5	Depreciation	35.82	18.84	26.80	62.62	62.21	147.28
6	Profit/ (Loss) before Tax (1+2-3-4-5)	20.55	339.06	1,992.79	2,013.34	794.91	1,396.09
7	Provision for Taxation - Current Tax	18.14	111.89	700.13	718.27	262.32	570.00
	- Deferred Tax	(11.70)	(2.17)	(11.14)	(22.84)	(2.17)	(47.73)
8	Profit/ (Loss) after Tax before Prior Period Items	14.11	229.34	1,303.80	1,317.91	534.76	873.82
9	Prior Period Items						
	- Tax Adjustment for Earlier Years	-	-	-	-	-	42.96
	- Prior Period Items	-	-	-	-	-	-
10	Profit/ (Loss) after Tax and Prior Period Items	14.11	229.34	1,303.80	1,317.91	534.76	830.86
11	Amount of Profit Capitalised	-	-	-	-	-	-
12	Profit After Tax and Amount Capitalised	14.11	229.34	1,303.80	1,317.91	534.76	830.86
13	Paid-up Equity Share Capital (Face Value of Rs. 10/- Each)	738.38	738.38	738.38	738.38	738.38	738.38
14	Reserve Excluding Revaluation Reserve	-	-	-	9,922.29	8,388.83	8,604.38
15	Basic and Diluted EPS for the Period (Rs.)	0.19	3.11	17.66	17.85	7.24	11.25

PART-II

Select Information for the Quarter & Six Months Ended Sep 30,2015

A	Particulars of Share Holding						
1	Public Share Holding						
	-No. of shares	3335664	3335664	3335664	3335664	3335664	3335664
	-Percentage of shareholding	45.18	45.18	45.18	45.18	45.18	45.18
2	Promoters and Promoter group shreholding						
	a) Pledged/Encumbered						
	- Number of shares	0	0	0	0	0	0
	- Percentage of shares (as a % of the total shareholding of promoter and promoter group)	0	0	0	0	0	0
	- Percentage of shares (as a % of the total share capital of the Company)	0	0	0	0	0	0
	b) Non-encumbered						
	- Number of shares	4048179	4048179	4048179	4048179	4048179	4048179
	- Percentage of shares (as a % of the total shareholding of promoter and promoter group)	100	100	100	100	100	100
	-Percentage of shares (as a % of the total share capital of the Company)	54.82	54.82	54.82	54.82	54.82	54.82

Annsal





ANSAL BUILDWELL LTD.


(AN ISO 9001:2008 CERTIFIED COMPANY)

REGD. OFF. : 118, Upper First Floor, Prakash Deep Building, 7, Tolstoy Marg, New Delhi-110 001

Ph. : +91-11-23353051, 23353052, Fax : +91-11-23310639, 23359550

E-mail : info@ansalabl.com, Website : www.ansalabl.com

CIN : L45201DL1983PLC017225



B. Investor Complaints	
Particulars	At the end of Quarter
Pending at the beginning of the year	NIL
Received During the year	NIL
Disposed off during the year	NIL
Remaining Unresolved at the end of the year	NIL


Notes:

- 1 Previous year Figures have been regrouped wherever necessary.
- 2 The Above Unaudited Financial Results have been reviewed by the Audit Committee and approved by the Board of Directors at their meeting held on 09.11.2015
- 3 Having regard to the integrated nature of the Real Estate Development/ Construction business of the company, the requirement of Segment Reporting pursuant to AS-17 is not applicable.

For and on Behalf of the Board

(GOPAL ANSAL)
Chairman Cum Managing Director

Place :- New Delhi
Date :- 09.11.2015



ANSAL BUILDWELL LTD.


(AN ISO 9001:2008 CERTIFIED COMPANY)

REGD. OFF : 118, Upper First Floor, Prakash Deep Building, 7, Tolstoy Marg, New Delhi-110 001

Ph. : +91-11-23353051, 23353052, Fax : +91-11-23310639, 23359550

E-mail : info@ansalabi.com, Website : www.ansalabi.com

CIN : L45201DL1983PLC017225



SUMMARY OF ASSETS AND LIABILITIES AS ON 30TH SEPTEMBER 2015

(Rs. In Lacs)

S.NO.	PARTICULARS	Unaudited 30.09.2015	Audited 31.03.2015
I.	EQUITY AND LIABILITIES		
1	Shareholder's Fund:		
	a) Share Capital	738.38	738.38
	b) Reserve & Surplus	9,922.29	8,604.38
		10,660.67	9,342.76
2	Non Current Liabilities		
	a) Long Term Borrowing	2,655.48	2,768.90
	b) Other Long Term Liabilities	622.67	619.85
	c) Long Term Provisions	485.85	485.85
		3,764.00	3,874.60
3	Current Liabilities		
	a) Short Term Borrowing	2,712.83	3,848.01
	b) Trade Payables	625.54	1,228.22
	c) Other Current Liabilities	12,144.38	11,209.81
	d) Short Term Provisions	1,221.43	594.43
		16,704.18	16,880.47
	TOTAL	31,128.85	30,097.83
II.	ASSETS		
1	Non Current Assets		
	a) Fixed Assets	617.28	528.01
	b) Goodwill		
	c) Non Current Investments	1,131.95	1,131.95
	d) Deferred Tax Assets (Net)	314.44	291.60
	e) Long Term Loans and Advances	376.93	373.85
		2,440.60	2,325.41
2	Current Assets		
	a) Current Investment		
	b) Inventories	20,954.62	20,452.52
	c) Trade Receivables	1,183.78	949.56
	d) Cash and Cash Equivalents	681.04	784.40
	e) Short Term Loan and Advances	5,229.23	5,186.25
	f) Other Current Assets	639.58	399.69
		28,688.25	27,772.42
	TOTAL	31,128.85	30,097.83

X Ansal