




ANSAL BUILDWELL LTD.

(AN ISO 9001:2008 CERTIFIED COMPANY)

REGD. OFF. : 118, Upper First Floor, Prakash Deep Building, 7, Tolstoy Marg, New Delhi-110 001
Ph. : +91-11-23353051, 23353052, Fax : +91-11-23310639, 23359550
E-mail : info@ansalabl.com, Website : www.ansalabl.com


CIN: L45201DL1983PLC017225



Unaudited Financial Results (Provisional) For the Quarter & Six Months Ended 30th SEP 2014

S.No.	Particulars	Quarter Ended			Half Year Ended		(Rs. In Lacs)
		Three Months Ended	Corresponding Three Months Ended	Preceding 3 Months Ended as on	Year to Date Figure for the current period as on	Year to Date Figure for the Previous period as on	Year Ended
		30.09.2014	30.09.2013	30.06.2014	30.09.2014	30.09.2013	Previous Accounting Year Ended
		Unaudited	Unaudited	Unaudited	Unaudited	Unaudited	Audited
PART-I							
1	Net Sales/ Income from Operations	1,866.61	2,032.19	2,920.70	4,787.31	4,772.35	8,940.58
2	Other Income	36.60	23.50	25.57	62.17	56.14	155.75
	Total	1,903.21	2,055.69	2,946.27	4,849.48	4,828.49	9,096.33
3	Total Expenditure						
	(a) Cost Of Construction & Cost of Raw Material	938.85	843.40	1,750.81	2,689.66	2,454.82	4,418.67
	(b) Staff Cost	293.77	259.02	323.64	617.41	586.70	1,257.34
	(c) Other Expenditure	116.18	252.89	215.18	331.36	460.62	834.71
	Total	1,348.80	1,355.31	2,289.63	3,638.43	3,502.14	6,510.72
4	Interest	196.51	209.61	157.42	353.93	298.38	694.55
5	Depreciation	18.84	35.74	43.37	62.21	67.11	136.32
6	Profit/ (Loss) before Tax (1+2-3-4-5)	339.06	455.03	455.85	794.91	960.86	1,754.74
7	Provision for Taxation - Current Tax	111.89	109.69	150.43	262.32	276.61	650.00
	- Deferred Tax	(2.17)	(12.24)	-	(2.17)	(12.24)	(54.09)
8	Profit/ (Loss) after Tax before Prior Period Items	229.34	357.58	305.42	534.76	696.49	1,158.83
9	Prior Period Items						
	- Tax Adjustment for Earlier Year	-	-	-	-	-	92.37
	- Prior Period Items	-	-	-	-	-	-
10	Profit/ (Loss) after Tax and Prior Period Items	229.34	357.58	305.42	534.76	696.49	1,066.46
11	Amount of Profit Capitalised	-	-	-	-	-	-
12	Profit After Tax and Amount Capitalised	229.34	357.58	305.42	534.76	696.49	1,066.46
13	Paid-up Equity Share Capital (Face Value of Rs. 10/- Each)	738.38	738.38	738.38	738.38	738.38	738.38
14	Reserve Excluding Revaluation Reserve	-	-	-	8,388.83	7,621.99	7,862.39
15	Basic and Diluted EPS for the Period (Rs.)	3.11	4.84	4.14	7.24	9.43	14.44
PART-II							
Select Information for the Quarter Ended Sep 30,2014							
A. Particulars of Share Holding							
1	Public Share Holding						
	-No. of shares	3335664	3335664	3335664	3335664	3335664	3335664
	-Percentage of shareholding	45.18	45.18	45.18	45.18	45.18	45.18
2	Promoters and Promoter group shreholding						
	a) Pledged/Encumbered	0	0	0	0	0	0
	- Number of shares	0	0	0	0	0	0
	- Percentage of shares (as a % of the total shareholding of promoter and promoter group)	0	0	0	0	0	0
	- Percentage of shares (as a % of the total share capital of the Company)	0	0	0	0	0	0
	b) Non-encumbered	4048179	4048179	4048179	4048179	4048179	4048179
	- Number of shares						
	- Percentage of shares (as a % of the total shareholding of promoter and promoter group)	100	100	100	100	100	100
	-Percentage of shares (as a % of the total share capital of the Company)	54.82	54.82	54.82	54.82	54.82	54.82

M. M. S. S.



ANSAL BUILDWELL LTD.


(AN ISO 9001:2008 CERTIFIED COMPANY)

REGD. OFF. : 118, Upper First Floor, Prakash Deep Building, 7, Tolstoy Marg, New Delhi-110 001

Ph. : +91-11-23353051, 23353052, Fax : +91-11-23310639, 23359550

E-mail : info@ansalabl.com, Website : www.ansalabl.com

CIN: L45201DL1983PLC017225



Particulars					At the end of Quarter
B. Investor Complaints					
Pending at the beginning of the Quarter					Nil
Received During the Quarter					Nil
Disposed off during the Quarter					Nil
Remaining Unresolved at the end of the Quarter					Nil


Notes:

- 1 Previous year Figures have been regrouped wherever necessary.
- 2 The Above Unaudited Financial Results have been reviewed by the Audit Committee and approved by the Board of Directors at their meeting held on 13th Nov. 2014
- 3 Having regard to the integrated nature of the Real Estate Development/ Construction business of the company, the requirement of Segment Reporting pursuant to AS-17 is not applicable.

Place :- New Delhi
Date :- 13.11.2014

For and on Behalf of the Board

(GOPAL ANSAL)
Chairman Cum Managing Director




ANSAL BUILDWELL LTD.

(AN ISO 9001:2008 CERTIFIED COMPANY)

REGD. OFF. : 118, Upper First Floor, Prakash Deep Building, 7, Tolstoy Marg, New Delhi-110 001
Ph. : +91-11-23353051, 23353052, Fax : +91-11-23310639, 23359550
E-mail : info@ansalabl.com, Website : www.ansalabl.com

CIN: L45201DL1983PLC017225



SUMMARY OF ASSETS AND LIABILITIES AS AT 30th SEPTEMBER 2014

(Rs. in Lacs)

PARTICULARS	Unaudited 30.09.2014	Audited 31.03.2014
I. EQUITY AND LIABILITIES		
1. Shareholder's Fund:		
a) Share Capital	738.38	738.38
b) Reserve & Surplus	8,388.83	7,862.39
	9,127.21	8,600.77
2. Non Current Liabilities		
a) Long Term Borrowing	1,718.86	1,394.78
b) Other Long Term Liabilities	616.72	614.84
c) Long Term Provisions	567.37	457.11
	2,902.95	2,466.73
3. Current Liabilities		
a) Short Term Borrowings	3,169.09	3,335.58
b) Trade Payables	894.16	1,333.65
c) Other Current Liabilities	12,891.91	13,593.76
d) Short Term Provisions	660.86	704.86
	17,616.02	18,967.85
TOTAL	29,646.18	30,035.35
II. ASSETS		
1 Non Current Assets		
a) Fixed Assets	635.78	704.61
b) Non Current Investments	1,131.95	1,153.29
c) Deferred Tax Assets (Net)	246.02	243.86
d) Long Term Loans and Advances	402.21	733.65
e) Other Non Current Assets	-	-
	2,415.96	2,835.41
2 Current Assets		
a) Inventories	19,933.23	18,077.19
b) Trade Receivables	1,169.85	1,169.64
c) Cash and Bank Balance	393.17	572.68
d) Short Term Loan and Advances	5,386.02	6,872.97
e) Other Current Assets	347.95	407.46
	27,230.22	27,099.94
TOTAL	29,646.18	29,935.35

[Handwritten signature]