

ANSAL BUILDWELL LTD.

(AN ISO 9001:2008 CERTIFIED COMPANY)

30th May, 2022

The Bombay Stock Exchange Ltd.
Listing Compliance Cell
Phiroze Jeejeebhoy Towers,
Dalal Street,
Mumbai – 400 001

Company Code: 523007

Sub: **A) Audited Financial Results and Auditors' Report thereon for the Quarter and Financial Year ended 31st March, 2022.**

B) Outcome of the Board Meeting dated the 30th May, 2022.

Ref: **Regulations 30 and 33 of SEBI (Listing Obligations and Disclosure Requirements) Regulations, 2015.**


Dear Sir,

This is to inform you that the Board of Directors in their meeting held on today i.e. 30th May, 2022 has approved the Audited Financial Results (Consolidated and Standalone) of the Company for the Quarter and Financial Year ended 31st March, 2022. In this connection, please find enclosed herewith the following:

- A) 1. Audited Financial Results (Consolidated and Standalone) for the Quarter and Financial Year ended on the 31st March, 2022.
2. Copies of Auditors Report (Standalone and Consolidated) submitted by the Statutory Auditors of the Company, M/s I.P. Pasricha & Co., Chartered Accountants, for the Financial Year ended on 31st March, 2022.
3. Declaration with respect to unmodified opinion of the Statutory Auditors in Audited Financial Results pursuant to Regulation 33(3) (d) of SEBI (LODR), Regulation, 2015 for the Financial Year ended on the 31st March, 2022.

In the above Board Meeting, the Board of Directors also approved the following:

- B) 1. That the Board of Directors have not recommended any dividend for the Financial Year ended 31st March, 2022.

2



REGD. OFF : 118, Upper First Floor, Prakash Deep Building, 7, Tolstoy Marg, New Delhi-110 001
Ph. : +91-11-23353051, 23353052, Fax : +91-11-23310639, 23359550
E-mail : info@ansalbl.com, Website : www.ansalbl.com
CIN : L45201DL1983PLC017225



ANSAL BUILDWELL LTD.

(AN ISO 9001:2008 CERTIFIED COMPANY)

- 2 -

2. That the 38th Annual General Meeting of the Company will be held through VC/OAVM on **Friday, the 30th September, 2022 at 11.00 A.M.**
3. That the Share Transfer Books, Register of Members and Register of Beneficial owners will remain closed **from 24th September, 2022 to 30th September, 2022 (both days inclusive)**

The Board meeting commenced at 12.00 Noon and concluded at 3.25 P.M.

This is for your information and record please.

Thanking you,

Yours faithfully,
For ANSAL BUILDWELL LIMITED.



(Ashok Babu)
Sr.VP & Company Secretary
FCS No. 2328



REGD. OFF. : 118, Upper First Floor, Prakash Deep Building, 7, Tolstoy Marg, New Delhi-110 001
Ph. : +91-11-23353051, 23353052, Fax : +91-11-23310639, 23359550
E-mail : info@ansalabl.com, Website : www.ansalabl.com
CIN : L45201DL1983PLC017225




ANSAL BUILDWELL LTD.

(AN ISO 9001:2008 CERTIFIED COMPANY)

Statement of Standalone Audited Financial Results for the Quarter & Year Ended March 31, 2022

(INR in lakhs except EPS)

Particulars	Standalone				
	Quarter ended			Year ended	
	March 31, 2022 (Audited)	December 31, 2021 (Unaudited)	March 31, 2021 (Audited)	March 31, 2022 (Audited)	March 31, 2021 (Audited)
I Revenue from Operations	810.64	5,556.58	3,705.01	18,768.65	7,296.96
II Other Income	103.12	64.38	95.15	326.55	220.87
III Total Income (I+II)	913.76	5,620.96	3,800.16	19,095.20	7,517.83
IV Expenses					
Cost of construction	147.97	4,829.45	2,575.11	15,031.12	4,616.87
Employee benefits expense	196.77	229.43	194.99	750.81	806.47
Finance costs	116.34	152.83	216.98	543.72	848.26
Depreciation and amortisation expense	76.81	93.75	30.97	364.66	135.77
Other expenses	327.44	180.56	106.74	692.68	381.82
Total Expenses	865.33	5,486.02	3,124.79	17,382.99	6,789.19
V Profit/(loss) before tax (III-IV)	48.43	134.94	675.37	1,712.21	728.64
VI Tax expense					
Current tax	102.14	472.66	174.70	659.98	174.70
Deferred tax	(6.49)	3.07	(158.70)	51.29	(152.81)
	95.65	475.73	16.00	711.27	21.89
VII Profit/(loss) for the period (V-VI)	(47.22)	(340.79)	659.37	1,000.94	706.75
VIII Other Comprehensive Income					
A(i) Items that will not be reclassified to profit or loss					
(a) gain/(loss) of defined benefit obligation	3.58	26.19	9.22	12.92	(11.81)
(b) gain/(loss) on change in fair value of equity instruments	(0.03)	(0.06)	0.28	0.13	0.45
A(ii) Income tax related to items that will not be reclassified to profit or loss	(0.93)	(6.81)	(2.40)	(3.36)	3.07
Total Other Comprehensive Income for the period (A(i+ii))	2.62	19.32	7.10	9.69	(8.29)
IX Total Comprehensive Income for the period (VII+VIII)	(44.60)	(321.47)	666.47	1,010.63	698.46
X Paid up equity share capital (Face value of Rs. 10 per share)	738.38	738.38	738.38	738.38	738.38
XI Basic and diluted earnings per share (not annualised) (Rs.)	(0.64)	(4.62)	8.93	13.56	9.57



REGD. OFF. : 118, Upper First Floor, Prakash Deep Building, 7, Tolstoy Marg, New Delhi-110 001

Ph. : +91-11-23353051, 23353052, Fax : +91-11-23310639, 23359550

E-mail : info@ansalbl.com, Website : www.ansalbl.com

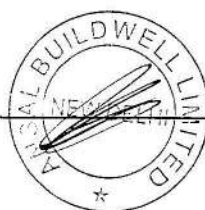
CIN : L45201DL1983PLC017225



Ansal Buildwell Limited
Statement of Assets & Liabilities as at March 31, 2022 (Audited)

(INR in lakhs)

Particulars	As at March 31, 2022 (Audited)	As at March 31, 2021 (Audited)
Non-current assets		
Property, plant and equipment	254.07	294.28
Right of use assets	216.76	27.35
Intangible assets	2.37	3.45
Investment in subsidiaries, associate and joint ventures	4,413.04	1,126.97
Financial assets		
- Investments	2.48	2.36
- Trade receivables	1,229.79	1,774.12
Deferred tax assets (net)	347.39	402.01
Other non-current assets	641.57	544.50
Total non-current assets	7,107.47	4,175.04
Current assets		
Inventories	21,987.27	21,869.87
Financial assets		
- Trade receivables	91.84	91.84
- Cash and cash equivalents	144.85	1,113.34
- Other bank balances	640.31	639.95
Other current assets	7,903.60	7,971.69
Total current assets	30,767.87	31,686.69
Total assets	37,875.34	35,861.73
Equity and liabilities		
Equity		
Share capital	738.38	738.38
Other equity	10,179.93	9,206.22
Total equity	10,918.31	9,944.60
Liabilities		
Non-current liabilities		
Financial liabilities		
- Borrowings	168.72	1,785.39
- Lease Liabilities	212.60	3.53
- Trade payables		
(a) Total outstanding dues of micro enterprises and small enterprises	-	-
(b) Total outstanding dues of creditors other than micro enterprises and small enterprises	442.55	475.47
- Other financial liabilities	276.47	275.49
Provisions	237.43	399.21
Other non-current liabilities	453.91	453.59
Total non-current liabilities	1,791.68	3,392.68
Current liabilities		
Financial liabilities		
- Borrowings	2,306.57	3,542.27
- Trade payables		
(a) Total outstanding dues of micro enterprises and small enterprises	-	-
(b) Total outstanding dues of creditors other than micro enterprises and small enterprises	155.00	143.55
- Lease Liabilities	161.97	34.38
- Other financial liabilities	696.53	756.67
Other current liabilities	21,163.59	17,716.86
Provisions	380.99	299.65
Current tax liabilities (net)	300.70	31.07
Total current liabilities	25,165.35	22,524.45
Total liabilities	26,957.03	25,917.13
Total equity and liabilities	37,875.34	35,861.73



ANSAL BUILDWELL LIMITED
Standalone Statement of Cash Flow as on March 31, 2022 (Audited)



(INR in lakhs)

	Year ended 31.3.2022	Year ended 31.3.2021
A. CASH FLOW FROM OPERATING ACTIVITIES		
Profit before tax	1,712.21	728.64
Adjustments for:		
Depreciation and amortisation expenses	377.20	147.92
Interest income from:		
- Debts, deposits, loans and advances, etc.	(66.61)	(65.89)
Interest expenses		
- On borrowings	610.39	854.13
- Others	17.69	26.74
Loss/ (Gain) on sale of property, plant and equipment	(7.71)	(1.32)
	930.96	961.58
Operating profit before working capital changes	2,643.17	1,690.22
Adjustments for:		
(Increase)/decrease in inventories	(117.39)	1,082.95
(Increase)/decrease in trade receivables	544.33	(1,342.40)
(Increase)/decrease in security deposits	-	-
(Increase)/decrease in other assets	(28.98)	(229.50)
Increase/(decrease) in trade payables	(21.47)	11.05
Increase/(decrease) in other financial liabilities	(59.16)	44.13
Increase/(decrease) in provisions	(67.55)	(2.48)
Increase/(decrease) in other liabilities	3,783.71	1,195.74
	4,033.49	759.49
Cash generated by operating activities	6,676.66	2,449.71
Income taxes paid (net of tax deducted at source)	(390.35)	(43.55)
	(390.35)	(43.55)
Net cash generated by operating activities	6,286.31	2,406.16
B. CASH FLOW FROM INVESTING ACTIVITIES		
Purchase of property, plant and equipment	(530.41)	(55.78)
Proceeds from sale of property, plant and equipment	12.80	6.51
Purchase of current and non-current investments	(3,286.07)	-
Interest received	66.61	65.89
Bank balances not considered as cash and cash equivalents		
- Placed during the year	(0.36)	(9.42)
Net cash (used) in investing activities	(3,737.43)	7.20
C. CASH FLOW FROM FINANCING ACTIVITIES		
Proceeds from borrowings	-	435.99
Repayment of borrowings	(3,290.40)	(501.27)
Interest paid	(628.08)	(880.87)
Dividend paid	(36.92)	-
Net cash used in financing activities	(3,955.40)	(946.15)
NET(DECREASE)/INCREASE IN CASH AND CASH EQUIVALENTS (A + B +C)	(1,406.52)	1,467.21
Cash and cash equivalents at the beginning of the year	(248.37)	(1,715.58)
Cash and cash equivalents at the end of the year	(1,654.89)	(248.37)

Reconciliation of Cash & Cash equivalents as per the Standalone Statement of Cash Flows:

Cash and cash equivalents as per the above comprise of the followings:


Cash and cash equivalents	144.85	1113.34
Less: Bank Overdraft repayable on demand	(1799.74)	(1361.71)
Cash and cash equivalents as per Standalone Statement of Cash Flow	(1,654.89)	(248.37)



Notes to statement of Standalone Audited Financial Results for the Quarter & Year ended March 31, 2022

- 1 The audited standalone financial results have been reviewed by the Audit Committee and approved by the Board of Directors in their meeting held on May 30, 2022.
- 2 In line with the provisions of Ind AS 108 - Operating Segments, the operations of the Company fall primarily under Real Estate Development/Construction business, which is considered to be the only reportable segment.
- 3 The company has made provision of interest on principal refund amount payable to customers related to Jaipur project of Rs. 510.78 Lakhs up to the period ended March 31, 2022.
- 4 The figures of previous quarter/ year have been re-grouped, wherever necessary, for the purpose of comparison.
- 5 The Company has considered the possible effects that may result from the pandemic relating to COVID-19 on the carrying amounts of receivables, unbilled revenues, goodwill and intangible assets. In developing the assumptions relating to the possible future uncertainties in the economic conditions because of this pandemic, the Company, as at the date of approval of these financial statements, has used internal and external sources of information on the expected future performance of the Company. The impact of COVID-19 on the Company's financial statements may differ from that estimated as at the date of approval of these financial statements.

**For and on Behalf of the Board
Ansal Buildwell Limited**



**Shobhit Charla
Whole-time Director
DIN: 00056364**

Place : New Delhi
Date : May 30, 2022





I.P. PASRICHA & CO.
CHARTERED ACCOUNTANTS

A-31A, 1st Floor, Ring Road
Rajouri Garden, New Delhi-110027
Phones : 25418722, 25111233
Mob : 9811048429, 9810774806
E-mail : ippasricha@capasricha.com
maneet@capasricha.com

Independent Auditors' Report on the Quarterly and Year to Date Audited Standalone Financial Results of the Company Pursuant to the Regulation 33 of the SEBI (Listing Obligations and Disclosure Requirements) Regulations, 2015, as amended

TO THE BOARD OF DIRECTORS OF
ANSAL BUILDWELL LIMITED

Report on the audit of the Standalone Financial Results

Opinion

We have audited the accompanying Standalone quarterly financial results of Ansal Buildwell Limited ('the Company') for the quarter ended March 31, 2022 and the year to date results for the period from April 1, 2021 to March 31, 2022, attached herewith, being submitted by the Company pursuant to the requirements of Regulation 33 of the Securities and Exchange Board of India (Listing Obligations and Disclosure Requirements) Regulations, 2015, as amended (the "Listing Regulations").

In our opinion and to the best of our information and according to the explanations given to us these financial results:

- i. are presented in accordance with the requirements of Regulation 33 of the Listing Regulations in this regard; and
- ii. give a true and fair view in conformity with the recognition and measurement principles laid down in the applicable Indian Accounting standards and other accounting principles generally accepted in India of the net profit and other comprehensive income and other financial information for the quarter ended March 31, 2022 as well as the year to date results for the period from April 1, 2021 to March 31, 2022.

Basis for Opinion

We conducted our audit in accordance with the Standards on Auditing ("SAs") specified under Section 143(10) of the Companies Act, 2013 ('the Act'). Our responsibilities under those SAs are further described in the Auditor's Responsibilities for the Audit of the Standalone Financial Results section of our report. We are independent of the Company, and conducted the Audit in accordance with the Code of Ethics issued by the Institute of Chartered Accountants of India together with the ethical requirements that are relevant to our audit of the Standalone financial statements under the provisions of the Act, and the Rules thereunder, and we have fulfilled our other ethical responsibilities in accordance with these requirements and the Code of Ethics. We believe that the audit evidence we have obtained is sufficient and appropriate to provide a basis for our opinion.



Management's Responsibilities for the Standalone Financial Results

These quarterly financial results as well as the year to date Standalone financial results have been prepared on the basis of the Annual financial statements.

The Company's Management and the Board of Directors are responsible for the preparation and presentation of these financial results that give a true and fair view of the net profit and other comprehensive income and other financial information in accordance with the recognition and measurement principles laid down in Indian Accounting Standard prescribed under Section 133 of the Act and other accounting principles generally accepted in India and in compliance with Regulation 33 of the Listing Regulations. This responsibility also includes maintenance of adequate accounting records in accordance with the provisions of the Act for safeguarding of the assets of the Company and for preventing and detecting frauds and other irregularities; selection and application of appropriate accounting policies; making judgments and estimates that are reasonable and prudent; and the design, implementation and maintenance of adequate internal financial controls, that were operating effectively for ensuring accuracy and completeness of the accounting records, relevant to the preparation and presentation of the financial results that give a true and fair view and are free from material misstatement, whether due to fraud or error.

In preparing the standalone financial results, the Management and the Board of Directors are responsible for assessing the Company's ability to continue as a going concern, disclosing, as applicable, matters related to going concern and using the going concern basis of accounting unless the Board of Directors either intends to liquidate the Company or to cease operations, or has no realistic alternative but to do so.

The Board of Directors is responsible for overseeing the Company's financial reporting process.

Auditor's Responsibilities for the Audit of the Standalone Financial Results

Our objectives are to obtain reasonable assurance about whether the financial results as a whole are free from material misstatement, whether due to fraud or error, and to issue an auditor's report that includes our opinion. Reasonable assurance is a high level of assurance, but is not a guarantee that an audit conducted in accordance with SAs will always detect a material misstatement when it exists. Misstatements can arise from fraud or error and are considered material if, individually or in the aggregate, they could reasonably be expected to influence the economic decisions of users taken on the basis of these financial results.

As part of an audit in accordance with SAs, we exercise professional judgment and maintain professional skepticism throughout the audit. We also:

- Identify and assess the risks of material misstatement of the financial results, whether due to fraud or error, design and perform audit procedures responsive to those risks, and obtain audit evidence that is sufficient and appropriate to provide a basis for our opinion. The risk of not detecting a material misstatement resulting from fraud is higher than for one resulting from error, as fraud may involve collusion, forgery, intentional omissions, misrepresentations, or the override of internal control.
- Obtain an understanding of internal control relevant to the audit in order to design audit procedures that are appropriate in the circumstances. Under Section 143(3)(i) of the Act, we are also responsible for expressing our opinion through a separate report on the complete set of financial statements on whether the company has adequate internal financial controls with reference to financial statements in place and the operating effectiveness of such controls. but not for the purpose of expressing an opinion on the effectiveness of the company's Internal Control.



- Evaluate the appropriateness of accounting policies used and the reasonableness of accounting estimates and related disclosures in the financial results made by the Management and Board of Directors.
- Conclude on the appropriateness of the Management and Board of Directors use of the going concern basis of accounting and, based on the audit evidence obtained, whether a material uncertainty exists related to events or conditions that may cast significant doubt on the appropriateness of this assumption. If we conclude that a material uncertainty exists, we are required to draw attention in our auditor's report to the related disclosures in the financial results or, if such disclosures are inadequate, to modify our opinion. Our conclusions are based on the audit evidence obtained up to the date of our auditor's report. However, future events or conditions may cause the Company to cease to continue as a going concern.
- Evaluate the overall presentation, structure and content of the financial results, including the disclosures, and whether the financial results represent the underlying transactions and events in a manner that achieves fair presentation.

We communicate with those charged with governance regarding, among other matters, the planned scope and timing of the audit and significant audit findings, including any significant deficiencies in internal control that we identify during our audit.

We also provide those charged with governance with a statement that we have complied with relevant ethical requirements regarding independence, and to communicate with them all relationships and other matters that may reasonably be thought to bear on our independence, and where applicable, related safeguards.

Other Matters

The financial results include the results for the quarter ended March 31, 2022 being the balancing figure between the audited figures in respect of the full financial year and the unaudited year to date figures up to the third quarter of the current financial year which were subject to limited review by us.

For I.P. Pasricha & Co.

Chartered Accountants

FRN No. 000120N



Maneet Pal Singh

Partner

Membership No: 516612

UDIN:

Place: New Delhi

Date: 30.05.2022

ANSAL BUILDWELL LTD.

(AN ISO 9001:2008 CERTIFIED COMPANY)

Statement of Consolidated Audited Financial Results for the Quarter & Year Ended March 31, 2022

(INR in lakhs except EPS)

Particulars	Consolidated				
	Quarter ended			Year ended	
	March 31, 2022 (Audited)	December 31, 2021 (Unaudited)	March 31, 2021 (Audited)	March 31, 2022 (Audited)	March 31, 2021 (Audited)
I Revenue from Operations	810.64	5,556.58	3,705.01	18,768.65	7,296.96
II Other Income	108.96	64.38	95.15	335.05	220.87
III Total Income (I+II)	919.60	5,620.96	3,800.16	19,103.70	7,517.83
IV Expenses					
Cost of construction	147.97	4,829.45	2,575.11	15,031.12	4,616.87
Employee benefits expense	196.77	229.43	194.99	750.81	806.47
Finance costs	116.34	152.83	216.98	543.72	848.26
Depreciation and amortisation expense	77.89	94.11	30.97	366.82	135.77
Other expenses	329.69	181.39	108.95	696.02	385.39
Total Expenses	868.66	5,487.21	3,127.00	17,388.49	6,792.76
V Profit/(loss) before tax (III-IV)	50.94	133.75	673.16	1,715.21	725.07
VI Tax expense					
Current tax	103.08	472.57	174.70	661.33	174.70
Deferred tax	(6.11)	3.17	(158.70)	52.17	(152.81)
	96.97	475.74	16.00	713.50	21.89
VII Profit/(loss) for the period (V-VI)	(46.03)	(341.99)	657.16	1,001.71	703.18
VIII Share of profit/ (loss) of an Associate and Joint Ventures	146.84	(4.37)	(32.49)	133.27	(35.09)
IX Profit/(loss) for the period (VII+VIII)	100.81	(346.36)	624.67	1,134.98	668.09
X Other Comprehensive Income					
A(i) Items that will not be reclassified to profit or loss					
(a) gain/(loss) of defined benefit obligation	3.58	26.19	9.22	12.92	(11.81)
(b) gain/(loss) on change in fair value of equity instruments	(0.03)	(0.06)	0.28	0.13	0.45
A(ii) Income tax related to items that will not be reclassified to profit or loss	(0.93)	(6.81)	(2.40)	(3.36)	3.07
Total Other Comprehensive Income for the period (A(i+ii))	2.62	19.32	7.10	9.69	(8.29)
XI Total Comprehensive Income for the period (IX + X)	103.43	(327.04)	631.77	1,144.67	659.80
XII Paid up equity share capital	738.38	738.38	738.38	738.38	738.38
(Face value of Rs. 10 per share)					
XIII Basic and diluted earnings per share (not annualised) (Rs.)	1.37	(4.69)	8.46	15.37	9.05




REGD. OFF. : 118, Upper First Floor, Prakash Deep Building, 7, Tolstoy Marg, New Delhi-110 001
Ph. : +91-11-23353051, 23353052, Fax : +91-11-23310639, 23359550
E-mail : info@ansalbl.com, Website : www.ansalbl.com
CIN : L45201DL1983PLC017225



Ansal Buildwell Limited
Consolidated Statement of Assets & Liabilities as at March 31, 2022 (Audited)

(INR in lakhs)

Particulars	As at March 31, 2022 (Audited)	As at March 31, 2021 (Audited)
Non-current assets		
Property, plant and equipment	269.27	294.28
Right of use assets	216.76	27.35
Intangible assets	2.37	3.45
Investment in subsidiaries, associate and joint ventures	4,234.63	1,039.99
Financial assets		
- Investments	2.48	2.36
- Trade receivables	1,229.79	1,774.12
Deferred tax assets (net)	336.86	402.55
Other non-current assets	1,500.93	554.25
Total non-current assets	7,793.09	4,098.35
Current assets		
Inventories	32,750.59	23,259.53
Financial assets		
- Trade receivables	98.18	181.01
- Cash and cash equivalents	313.98	1,115.25
- Other bank balances	814.45	639.95
Other current assets	5,363.99	6,472.04
Total current assets	39,341.19	31,667.78
Total assets	47,134.28	35,766.13
Equity and liabilities		
Equity		
Share capital	738.38	738.38
Other equity	10,405.52	9,107.32
Total equity	11,143.90	9,845.70
Liabilities		
Non-current liabilities		
Financial liabilities		
- Borrowings	168.72	1,785.39
- Lease Liabilities	212.60	3.53
- Trade payables		
(a) Total outstanding dues of micro enterprises and small enterprises	-	-
(b) Total outstanding dues of creditors other than micro enterprises and small enterprises	442.55	475.47
- Other financial liabilities	276.47	275.49
Provisions	237.43	399.21
Other non-current liabilities	453.91	453.59
Total non-current liabilities	1,791.68	3,392.68
Current liabilities		
Financial liabilities		
- Borrowings	2,427.15	3,543.77
- Trade payables		
(a) Total outstanding dues of micro enterprises and small enterprises	-	-
(b) Total outstanding dues of creditors other than micro enterprises and small enterprises	821.03	143.55
- Lease Liabilities	161.97	34.38
- Other financial liabilities	823.02	756.67
Other current liabilities	29,280.27	17,718.66
Provisions	380.99	299.65
Current tax liabilities (net)	304.27	31.07
Total current liabilities	34,198.70	22,527.75
Total liabilities	35,990.38	25,920.43
Total equity and liabilities	47,134.28	35,766.13




	Year ended 31.3.2022	Year ended 31.3.2021
A. CASH FLOW FROM OPERATING ACTIVITIES		
Profit before tax	1,715.21	725.07
Adjustments for:		
Depreciation and amortisation expenses	379.36	147.92
Interest income from:		
- Debts, deposits, loans and advances, etc.	(74.21)	(65.89)
Interest expenses		
- On borrowings	610.39	854.13
- Others	17.69	26.74
Loss/ (Gain) on sale of property, plant and equipment	(8.61)	(1.32)
	924.62	961.58
Operating profit before working capital changes	2,639.83	1,686.65
Adjustments for:		
(Increase)/decrease in inventories	(9,491.06)	1,082.95
(Increase)/decrease in trade receivables	627.16	(923.60)
(Increase)/decrease in other assets	161.37	(645.28)
Increase/(decrease) in trade payables	644.56	11.05
Increase/(decrease) in other financial liabilities	67.33	44.13
Increase/(decrease) in provisions	(67.52)	(2.48)
Increase/(decrease) in other liabilities	11,898.59	1,196.00
	3,840.43	762.77
Cash generated by operating activities	6,480.26	2,449.42
Income taxes paid (net of tax deducted at source)	(388.13)	(44.03)
	(388.13)	(44.03)
Net cash generated by operating activities	6,092.13	2,405.39
B. CASH FLOW FROM INVESTING ACTIVITIES		
Purchase of property, plant and equipment	(564.26)	(55.78)
Proceeds from sale of property, plant and equipment	13.70	6.51
Purchase of current and non-current investments	(3,194.64)	-
Interest received	74.21	65.89
Bank balances not considered as cash and cash equivalents		
- Placed during the year	(174.50)	(9.42)
Net cash (used) in investing activities	(3,845.49)	7.20
C. CASH FLOW FROM FINANCING ACTIVITIES		
Proceeds from borrowings	408.69	435.99
Repayment of borrowings	(3,229.63)	(501.27)
Interest paid	(628.08)	(880.87)
Dividend paid	(36.92)	-
Net cash used in financing activities	(3,485.94)	(946.15)
NET(DECREASE)/INCREASE IN CASH AND CASH EQUIVALENTS (A + B + C)	(1,239.30)	1,466.44
Cash and cash equivalents at the beginning of the year	(246.46)	(1,712.90)
Cash and cash equivalents at the end of the year	(1,485.76)	(246.46)

Reconciliation of Cash & Cash equivalents as per the Consolidated Statement of Cash Flows:

Cash and cash equivalents as per the above comprise of the followings:

Cash and cash equivalents	313.98	1115.25
Less: Bank Overdraft repayable on demand	(1,799.74)	(1361.71)
Cash and cash equivalents as per Standalone Statement of Cash Flow	(1,485.76)	(246.46)



Notes to statement of Consolidated Unaudited Financial Results for the Quarter & Year ended March 31, 2022

- 1 The audited consolidated financial results have been reviewed by the Audit Committee and approved by the Board of Directors in their meeting held on May 30, 2022.
- 2 In line with the provisions of Ind AS 108 - Operating Segments, the operations of the Company fall primarily under Real Estate Development/ Construction business, which is considered to be the only reportable segment.
- 3 The 11,50,000 Equity Shares (50% Equity Share Capital) of Ansal Crown Infrabuild Pvt Ltd had been transferred in the name of "Ansal Buildwell Limited" on dated 25th June, 2021. Now the company "Ansal Crown Infrabuild Pvt Ltd" has become wholly owned subsidiary company of Ansal Buildwell Limited with effect from the date of transfer of shares.
- 4 The figures of standalone financial results are as follows:

(INR in Lakhs)

Particulars	Quarter Ended			Year Ended	
	March 31, 2022 (Audited)	December 31, 2021 (Unaudited)	March 31, 2021 (Audited)	March 31, 2022 (Audited)	March 31, 2021 (Audited)
Total Income*	913.76	5,620.96	3,800.16	19,095.20	7,517.83
Profit before Tax	48.43	134.94	675.37	1,712.21	728.64
Profit for the period	(47.22)	(340.79)	659.37	1,000.94	706.75


* Total income includes Revenue from Operations & Other Income

- 5 The company has made provision of interest on principal refund amount payable to customers related to Jaipur project of Rs. 510.78 Lakhs up to the period ended March 31, 2022.
- 6 The figures of previous quarter/ year have been re-grouped, wherever necessary, for the purpose of comparison.
- 7 The Group has considered the possible effects that may result from the pandemic relating to COVID-19 on the carrying amounts of receivables, unbilled revenues, goodwill and intangible assets. In developing the assumptions relating to the possible future uncertainties in the economic conditions because of this pandemic, the Group, as at the date of approval of these financial statements, has used internal and external sources of information on the expected future performance of the Group. The impact of COVID-19 on the Group's financial statements may differ from that estimated as at the date of approval of these financial statements.

Place : New Delhi
Date : May 30, 2022

For and on Behalf of the Board

Ansal Buildwell Limited



[Signature]

Shobhit Charla
Whole-time Director
DIN: 00056364





I.P. PASRICHA & CO.
CHARTERED ACCOUNTANTS

A-31A, 1st Floor, Ring Road
Rajouri Garden, New Delhi-110027
Phones : 25418722, 25111233
Mob : 9811048429, 9810774806
E-mail : ippasricha@capasricha.com
maneet@capasricha.com

Independent Auditors' Report on the Quarterly and Year to Date Audited Financial Results of the Company Pursuant to the Regulation 33 of the SEBI (Listing Obligations and Disclosure Requirements) Regulations, 2015, as amended

TO THE BOARD OF DIRECTORS OF
ANSAL BUILDWELL LIMITED

Report on the audit of the Consolidated Financial Results

Opinion

We have audited the accompanying Consolidated financial results of Ansal Buildwell Limited ("the Holding Company") and its subsidiaries (the holding Company and its subsidiaries together referred to as "the Group"), its associate and its joint controlled entities, as listed in Annexure 1, for the quarter ended March 31, 2022 and the year to date results for the period from April 1, 2021 to March 31, 2022 ("the statement"), attached herewith, being submitted by the Holding Company pursuant to the requirements of Regulation 33 of the Securities and Exchange Board of India (Listing Obligations and Disclosure Requirements) Regulations, 2015, as amended (the "Listing Regulations").

In our opinion and to the best of our information and according to the explanations given to us, and based on the consideration of the reports of the other auditors on separate financial statements/ financial results/ financial information of the subsidiaries, associates and jointly controlled entities, the aforesaid consolidated financial results:

- i. Includes the results of the entities listed in Annexure 1
- ii. are presented in accordance with the requirements of Regulation 33 of the Listing Regulations in this regard; and
- iii. give a true and fair view in conformity with the recognition and measurement principles laid down in the applicable Indian Accounting Standards and other accounting principles generally accepted in India of the consolidated net profit and other comprehensive income and other financial information of the Group for the quarter ended March 31, 2022 as well as the year to date results for the period from April 1, 2021 to March 31, 2022.



Basis for Opinion

We conducted our audit in accordance with the Standards on Auditing ("SAs") specified under Section 143(10) of the Companies Act, 2013 ("the Act"). Our responsibilities under those SAs are further described in the Auditor's Responsibilities for the Audit of the Consolidated Financial Results section of our report. We are independent of the Group, its associates and its joint ventures in accordance with the Code of Ethics issued by the Institute of Chartered Accountants of India together with the ethical requirements that are relevant to our audit of the financial statements under the provisions of the Act, and the Rules thereunder, and we have fulfilled our other ethical responsibilities in accordance with these requirements and the Code of Ethics. We believe that the audit evidence obtained by us and other auditors in terms of their reports referred to in "Other Matter" paragraph below, is sufficient and appropriate to provide a basis for our opinion.

Management's Responsibilities for the Consolidated Financial Results

These Quarterly financial results as well as the year to date consolidated financial results have been prepared on the basis of the annual financial statements.

The Holding Company's Board of Directors are responsible for the preparation and presentation of these consolidated financial results that give a true and fair view of the consolidated net profit and other comprehensive income and other financial information of the Group including its associates and joint ventures in accordance with the recognition and measurement principles laid down in Indian Accounting Standard prescribed under Section 133 of the Act and other accounting principles generally accepted in India and in compliance with Regulation 33 of the Listing Regulations. The respective Management and Board of Directors of the companies included in the Group and of its associates and joint ventures are responsible for maintenance of adequate accounting records in accordance with the provisions of the Act for safeguarding of the assets of the Group and its associates and joint ventures and for preventing and detecting frauds and other irregularities; selection and application of appropriate accounting policies; making judgments and estimates that are reasonable and prudent; and the design, implementation and maintenance of adequate internal financial controls, that were operating effectively for ensuring accuracy and completeness of the accounting records, relevant to the preparation and presentation of the consolidated financial results that give a true and fair view and are free from material misstatement, whether due to fraud or error, which have been used for the purpose of preparation of the consolidated financial results by the Directors of the Holding Company, as aforesaid.

In preparing the consolidated financial results, the respective Board of Directors of the companies included in the Group and of its associates and joint ventures are responsible for assessing the ability of the Group and its associates and joint ventures to continue as a going concern, disclosing, as applicable, matters related to going concern and using the going concern basis of accounting unless the respective Board of Directors either intends to liquidate the Group or to cease operations, or has no realistic alternative but to do so.

The respective Board of Directors of the companies included in the Group and of its associates and joint ventures are responsible for overseeing the financial reporting process of the Group and of its associates and jointly controlled entities.

Auditor's Responsibilities for the Audit of the Consolidated Financial Results

Our objectives are to obtain reasonable assurance about whether the financial results as a whole are free from material misstatement, whether due to fraud or error, and to issue an auditor's report that includes our opinion. Reasonable assurance is a high level of assurance, but is not a guarantee that an audit conducted in accordance with SAs will always detect a



material misstatement when it exists. Misstatements can arise from fraud or error and are considered material if, individually or in the aggregate, they could reasonably be expected to influence the economic decisions of users taken on the basis of these Consolidated financial results.

As part of an audit in accordance with SAs, we exercise professional judgment and maintain professional skepticism throughout the audit. We also:

- Identify and assess the risks of material misstatement of the financial results, whether due to fraud or error, design and perform audit procedures responsive to those risks, and obtain audit evidence that is sufficient and appropriate to provide a basis for our opinion. The risk of not detecting a material misstatement resulting from fraud is higher than for one resulting from error, as fraud may involve collusion, forgery, intentional omissions, misrepresentations, or the override of internal control.
- Obtain an understanding of internal control relevant to the audit in order to design audit procedures that are appropriate in the circumstances. Under Section 143(3)(i) of the Act, we are also responsible for expressing our opinion through a separate report on the complete set of financial statements on whether the Company has adequate internal financial controls with reference to financial statements in place and the operating effectiveness of such controls.
- Evaluate the appropriateness of accounting policies used and the reasonableness of accounting estimates and related disclosures in the financial results made by the Management and Board of Directors.
- Conclude on the appropriateness of the Management and Board of Directors use of the going concern basis of accounting and, based on the audit evidence obtained, whether a material uncertainty exists related to events or conditions that may cast significant doubt on the appropriateness of this assumption. If we conclude that a material uncertainty exists, we are required to draw attention in our auditor's report to the related disclosures in the financial results or, if such disclosures are inadequate, to modify our opinion. Our conclusions are based on the audit evidence obtained up to the date of our auditor's report. However, future events or conditions may cause the Company to cease to continue as a going concern.
- Evaluate the overall presentation, structure and content of the financial results, including the disclosures, and whether the financial results represent the underlying transactions and events in a manner that achieves fair presentation.
- Obtain sufficient appropriate audit evidence regarding the financial results/financial information of the entities within the Group and its associate and joint ventures to express an opinion on the consolidated financial results. We are responsible for the direction, supervision and performance of the audit of financial information of such entities included in the consolidated financial results, which have been audited by other auditors, such other auditors remain responsible for the directions, supervision and performance of the audits carried out by them. We remain solely responsible for our audit opinion.

We communicate with those charged with governance of the Holding Company and such other entities included in the consolidated financial results of which we are the independent auditors regarding, among other matters, the planned scope and timing of the audit and significant audit findings, including any significant deficiencies in internal control that we identify during our audit.

We also provide those charged with governance with a statement that we have complied with relevant ethical requirements regarding independence, and to communicate with them all



relationships and other matters that may reasonably be thought to bear on our independence, and where applicable, related safeguards.

We also performed procedures in accordance with the circular issued by the SEBI under Regulation 33(8) of the Listing Regulations, as amended, to the extent applicable.

Other Matters

The consolidated Financial Results include the audited Financial Results of 6(six) subsidiaries, 1(one) associate and 4(four) joint ventures, whose Financial Statements reflect Group's share of total assets of Rs. 47,134.28 Lakhs as at 31st March, 2022, Group's share of total revenue of Rs. 919.6 Lakhs and Rs. 19,103.7 Lakhs and Group's share of total net profit/ (loss) after tax of Rs. 100.81 Lakhs and Rs. 1,134.98 Lakhs for the quarter ended 31st March, 2022 and for the period from 1st April,2021 to 31st March, 2022 respectively, as considered in the consolidated Financial Results, which have been audited by their respective independent auditors. The independent auditors' reports on financial statements of these entities have been furnished to us and our opinion on the consolidated financial results, in so far as it relates to the amounts and disclosures included in respect of these entities, is based solely on the report of such auditors and the procedures performed by us are as stated in paragraph above.

Our opinion on the consolidated Financial Results is not modified in respect of the above matters with respect to our reliance on the work done and the reports of the other auditors and the Financial Results/financial information certified by the Board of Directors.

The consolidated financial results include the results for the quarter ended March 31, 2022 being the balancing figure between the audited figures in respect of the full financial year and the unaudited year to date figures up to the third quarter of the current financial year which were subject to limited review by us.

For I.P. Pasricha & Co.

Chartered Accountants

FFIN/NO/00120N



Maneet Pal Singh

Partner

Membership No: 516612

UDIN:

Place: New Delhi

Date: 30.05.2022

Annexure I

List of Subsidiaries, Associates and Joint Venture included in the results:

S.No	Name of Companies	Relationship
1.	Ansal Real Estate Developers Private Limited	Subsidiary
2.	Lancers Resorts & Tours Private Limited	Subsidiary
3.	Potent Housing & Constructions Private Limited	Subsidiary
4.	Sabina Park Resorts & Marketing Private Limited	Subsidiary
5.	Triveni Apartments Private Limited	Subsidiary
6.	Ansal Crown Infrabuild Private Limited	Subsidiary
7.	Aadharshila Towers Private Limited <u>Subsidiaries:-</u> <ul style="list-style-type: none">• Bedi Exports Private Limited• K.C. Towers Private Limited• K.J. Towers Private Limited• M.K. Towers Private Limited• S.J. Towers & Developers Private Limited• S.S Towers Private Limited	Associate
8.	Ansal JKD Pearl Developers Private Limited	Joint Venture
9.	Incredible Real Estate Private Limited	Joint Venture
10.	Southern Buildmart Private Limited	Joint Venture
11.	Sunmoon Buildmart Private Limited	Joint Venture



ANSAL BUILDWELL LTD.

(AN ISO 9001:2008 CERTIFIED COMPANY)

30th May, 2022

Listing Compliance Cell
The Bombay Stock Exchange Ltd.
Phiroze Jeejeebhoy Towers,
Dalal Street,
Mumbai – 400 001

Company Code: 523007

Sub: Declaration with respect to unmodified opinion of the Statutory Auditors on the Standalone and Consolidated Audited Financial Results for the quarter and year ended 31st March, 2022


Dear Sir,

Pursuant to Regulation 33(3) (d) of the Securities Exchange Board of India (Listing obligations and Disclosure Requirements) Regulation, 2015, as amended vide Notification No. SEBI/LAD-NRO/GN/2016-17/001 dated 25th May, 2016, Circular No. CIR/CFD/CMD/56/2016 dated 27th May, 2016 and Circular No. DCS/COMP/04/2016-17 dated 1st June, 2016, we hereby declare that M/s I.P. Pasricha & Company, Chartered Accountants (Firm Registration No. 000120N), Statutory Auditors of our Company, have issued the Auditors Report with unmodified opinion on the Standalone and Consolidated Audited Financial Results of the Company for the quarter and year ended 31st March, 2022.

Kindly take the above information on your records.

Thanking you,

Yours faithfully,
For ANSAL BUILDWELL LIMITED


(Shobhit Charla)
Wholetime Director
DIN: 00056364



REGD. OFF : 118, Upper First Floor, Prakash Deep Building, 7, Tolstoy Marg, New Delhi-110 001
Ph. : +91-11-23353051, 23353052, Fax : +91-11-23310639, 23359550
E-mail : info@ansalabl.com, Website : www.ansalabl.com
CIN : L45201DL1983PLC017225




ANSAL BUILDWELL LTD.

(AN ISO 9001:2008 CERTIFIED COMPANY)

The Board of Directors
Ansal Buildwell Ltd.
118, UFF Prakashdeep Building,
7, Tolstoy Marg,
New Delhi - 110001

This is to certify that:

- (a) We have reviewed financial statement and the cash flow statement for the year ended 31st March, 2022 and that to the best of our knowledge and belief:
- (i) These statements do not contain any materially untrue statement or omit any material fact or contain statements that might be misleading.
- (ii) These statements together present a true and fair view of the Company's affairs and are in compliance with existing accounting standards, applicable laws and regulations.
- (b) There are, to the best of our knowledge and belief, no transactions entered into by the Company during the year which are fraudulent, illegal or violative of the company's code of conduct.
- (c) We accept responsibility for establishing and maintaining internal controls for financial reporting and that we have evaluated the effectiveness of the internal control systems of the company pertaining to financial reporting and we have disclosed to the auditors and the audit committee, deficiencies in the design or operation of internal controls, if any, of which we are aware and the steps we have taken or propose to take to rectify these deficiencies.
- (d) We have indicated to the auditors and Audit Committee:
- (i) There is no significant change in internal control over financial reporting during the year;
- (ii) There is no significant change in accounting policies during the year; and
- (iii) There is no instance of any fraud of which we have become aware and the involvement therein of the management or an employee having a significant role in the company's internal control system over financial reporting.


(SHOBHIT CHARLA)
DIN : 00056364
WHOLE TIME DIRECTOR


(RAVINDER KUMAR JAIN)
FCA No. 92927
CHIEF FINANCIAL OFFICER

Date: 30/05/2022
Place: New Delhi



REGD. OFF : 118, Upper First Floor, Prakash Deep Building, 7, Tolstoy Marg, New Delhi-110 001
Ph. : +91-11-23353051, 23353052, Fax : +91-11-23310639, 23359550
E-mail : info@ansalabi.com, Website : www.ansalabi.com
CIN : L45201DL1983PLC017225

